

700-U QUICK START GUIDE

Enter eCOI System.

<https://or-forms.ucdavis.edu/>

1

Use Firefox, Chrome, or the most up-to-date version of your chosen browser. You may need to log in using your Kerberos username and password.

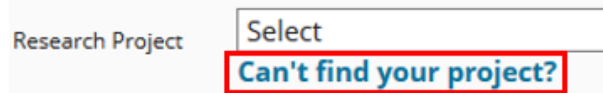
Note: If you are not able to create a 700-U, you may need to have PI Access granted. Please email us at or_coi@ou.ad3.ucdavis.edu for access.

Create a New Project.

Click on yellow box, "700-U (Private Sponsors)"

Click on "Create New"  [Create New](#)

Click on "Can't find your project?" Follow instructions in the box that pops up.



In the "Add Project" box, select "Sponsored Award" or "Gift." Enter short project name. Click blue "save" button.

[Save](#)

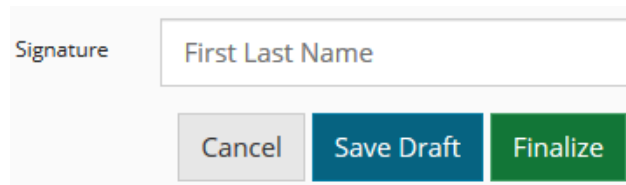
Complete 700-U Form.

Answer all questions on the form.

Funding Entity Search may take a few moments to populate.

If you answer "Yes" for human subjects you will need to obtain an IRB # from [IRBNet](#) by creating a new project. You do not need to submit an IRB application to get a number. Only basic study information is required (i.e. title of project, sponsor name).

Type your name and click the green "Finalize" button.

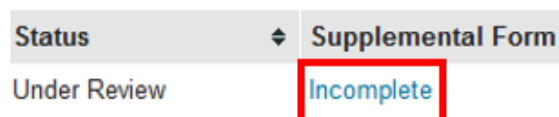


Supplemental Form.

DO I NEED TO COMPLETE THIS?

If you answered yes to the SFI question, you will need to complete a Supplemental Form. There are two ways to access the form:

1. Under the Form 800 tab click on "Incomplete".



2. Under the Supplemental tab click on DRAFT.



Access a PDF Copy.

Access a PDF copy at any time by clicking on the green PDF button.

[PDF](#)

Questions? Contact RCI:
or_coi@ou.ad3.ucdavis.edu